

# 6 SAFETY TIPS

— for —

## PORTABLE GENERATORS




### 1 NEVER USE INDOORS




Do not run a generator indoors or in a partially enclosed space like a garage.

### 2 DO NOT USE STANDARD OUTLET



The generator should not connect directly to your home's wiring without first installing a transfer switch.

### 3 USE OUTDOOR RATED CORDS



Never use a worn-out cord or one that does not have a three-pronged plug.

### 4 MAKE SURE IT IS GROUNDED



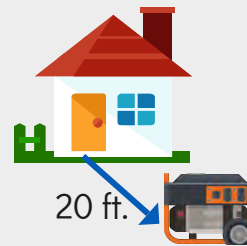
Use a Ground Fault Circuit Interrupter (GFCI) to help prevent shocks and electrocutions.

### 5 USE A CARBON MONOXIDE ALARM



Install a battery or smart carbon monoxide (CO) alarm device inside your home.

### 6 POSITION AWAY FROM WINDOWS



To prevent CO from entering your home, place your generator at least 20 feet from doors, windows and vents.

## CARBON MONOXIDE CAN KILL IN AS LITTLE AS 5 MINUTES

### KNOW THE WARNING SIGNS OF CARBON MONOXIDE POISONING



Headache



Fainting



Shortness  
of Breath



Nausea



Confusion



Dizziness